

Test Report

Product Name:	1683nm DFB Laser	Test By:	03
P/N:	BFLD-1683-10SM-FA	Test Date:	2025/12/9

Temperature: 25°C(15~35°C)

Wavelength range: 1683 ± 1nm

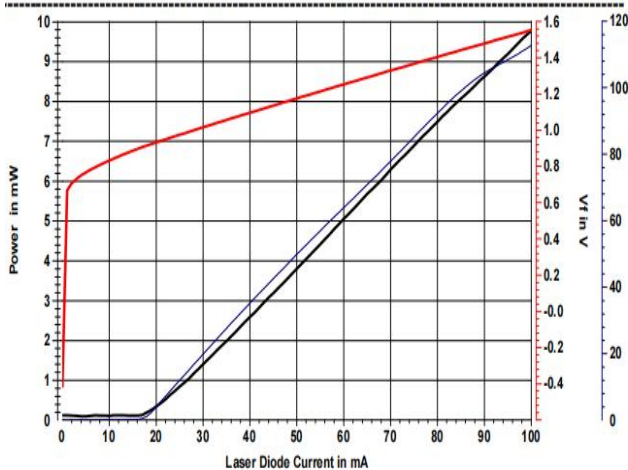
Output power range: ≥10mW

Operating current ≤ 100mA

Pigtail type: SM fiber; FC/APC connector

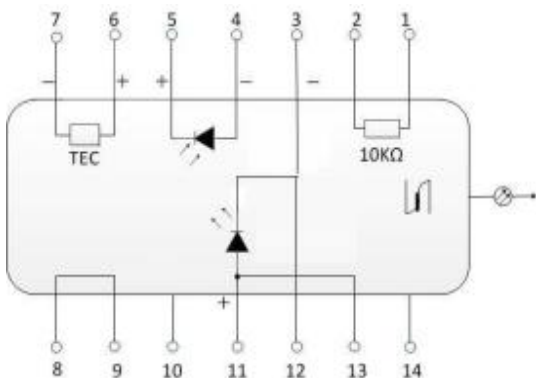
S/N	TX							
	Center wavelength	Operating current	Threshold current	Bias voltage	Monitor PD current	SMSR	TEC Voltage	TEC Current
	λ_p (nm)	I_o (mA)	I_{TH} (mA)	V_f (V)	I_m (uA)	SMSR(dB)	V_{TEC} (mV)	I_{TEC} (mA)
AA251028510038	1683.04	100.00	17.00	1.55	112.70	53.51	184.00	-34.00

DFB Module Electro Optical Characteristics



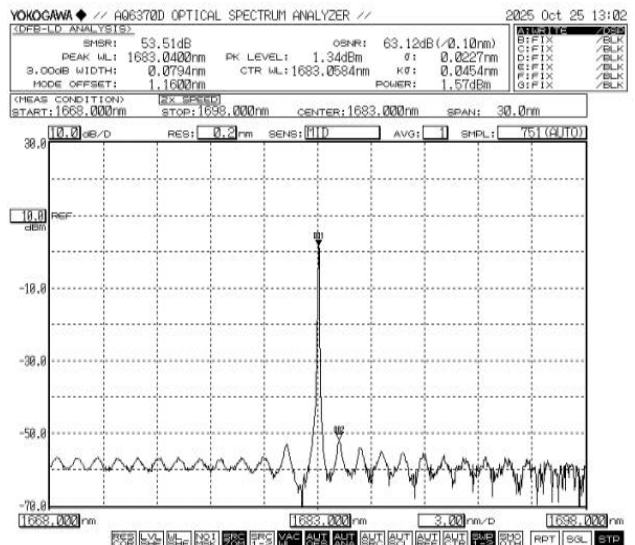
PIV Curve

PIN Definition:



Attention notes

1. The electric sensitive element, please obey the static sensitive element protection
2. Pins is easy to break, please don't bend it for big angle.
3. The fiber is easy to break, when bend the fiber, the radius must is up to 20mm;
4. Ensure the plane of fiber connection is clean, which will influence the function of module.



Optical mapping

1	Thermistor	14	NC
2	Thermistor	13	Laser Anode(+)
3	LD Cathode(-)	12	Laser Cathode(-)
4	PD Anode (+)	11	Laser Anode(+)
5	PD Cathode(-)	10	NC
6	TEC(+)	9	Case Ground
7	TEC(-)	8	Case Ground